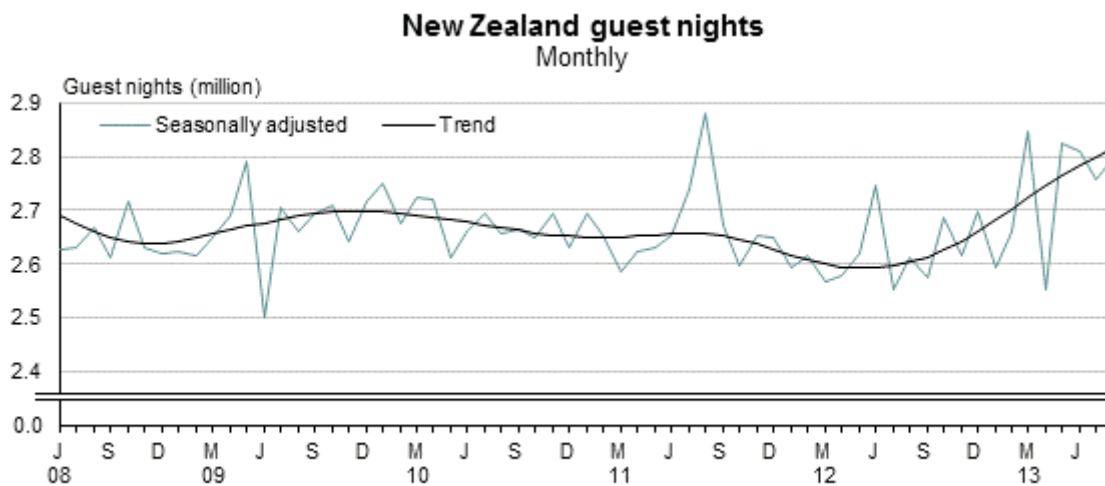


Accommodation Survey: August 2013

Embargoed until 10:45am – 10 October 2013

Key facts

The trend for New Zealand guest nights continues to show strong growth and is at an all-time high. Both main islands and most accommodation types maintained growth in guest nights.



Source: Statistics New Zealand

In August 2013, after removing seasonal variation:

- New Zealand guest nights rose 1.5 percent, following a fall of 1.8 percent in July.
- North Island guest nights rose 0.7 percent, and South Island guest nights rose 1.1 percent.
- Domestic guest nights rose 1.9 percent, and international guest nights rose 0.2 percent.
- Guest nights rose for motels, hotels, and holiday parks, but fell for backpacker accommodation.

Liz MacPherson
Government Statistician

10 October 2013
ISSN 1178-0207

Commentary

- [Guest nights rise in August](#)
- [Guest nights rise in both main islands](#)
- [Domestic guest nights rise](#)
- [International guest nights rise slightly](#)
- [Guest nights rise for three accommodation types](#)
- [Accommodation capacity up slightly](#)
- [Occupancy rate up](#)

All guest night movements are seasonally adjusted unless otherwise stated.

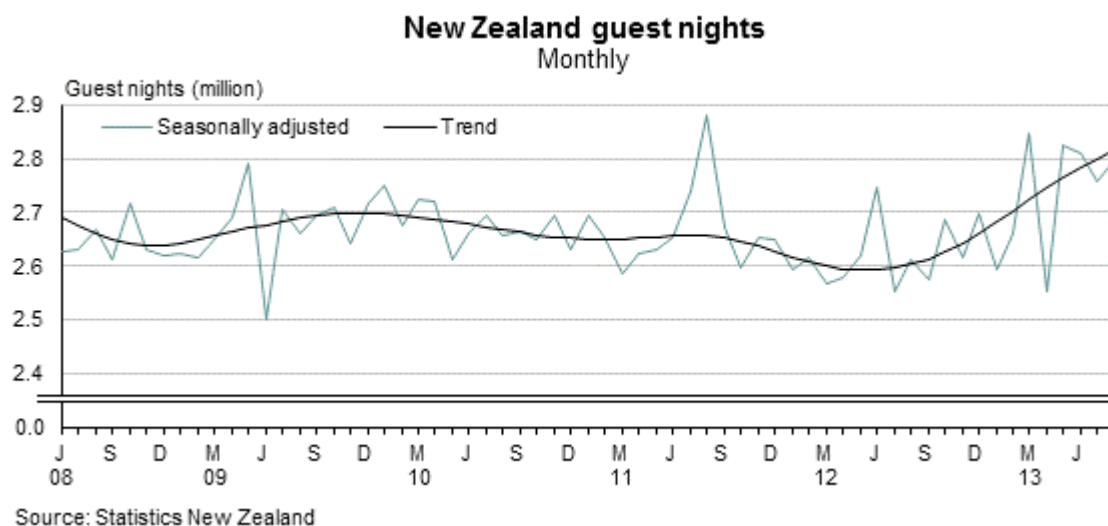
Trend movements may be amended when future months are added to the series.

Guest nights rise in August

Guest nights spent in short-term commercial accommodation rose 1.5 percent in August 2013. This follows a fall of 1.8 percent in July.

Guest nights were up in August 2013 for most series, including both main islands, the domestic and international series, and three of the four accommodation types.

The trend for national guest nights continues to show strong growth and is at an all-time high.



Unadjusted guest nights rose 7.2 percent nationally in August 2013 compared with August 2012. Eleven of the 12 regions had rises, with the largest occurring in Otago.

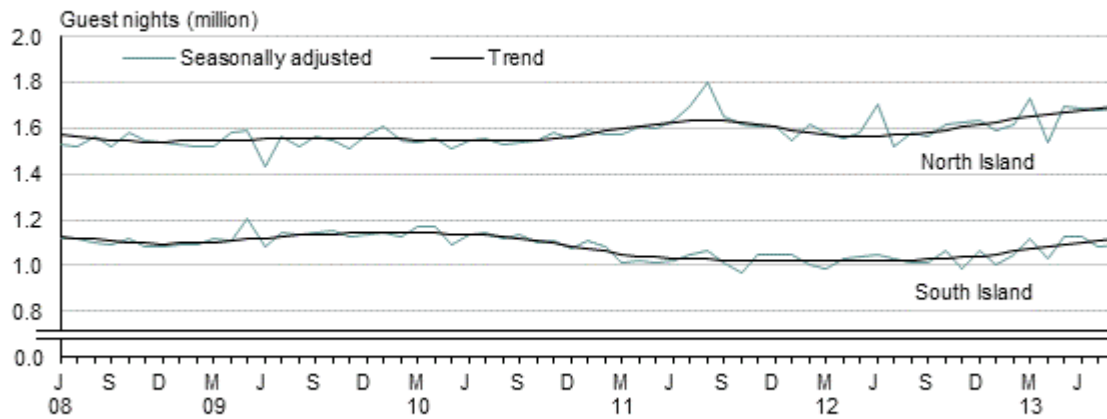
Guest nights rise in both main islands

In August 2013, North Island guest nights rose 0.7 percent, and South Island guest nights rose 1.1 percent.

The trend for North Island guest nights shows continuing growth and is at an all-time high. The trend for South Island guest nights has been rising since July 2012.

North Island and South Island guest nights

Monthly



Source: Statistics New Zealand

Domestic guest nights rise

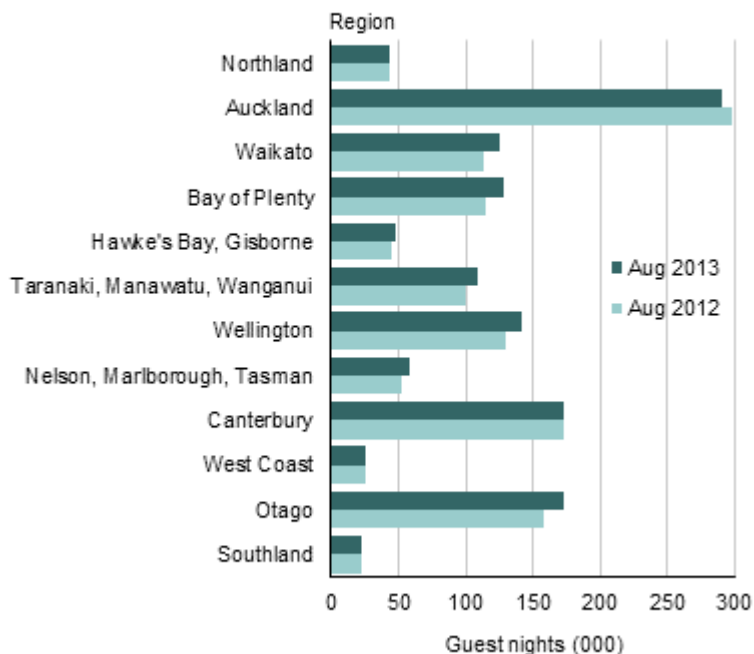
Domestic guest nights rose 1.9 percent in August 2013. This follows fluctuations earlier this year caused by early Easter and later school holidays.

The trend for domestic guest nights shows recent growth, but this may change when data for future months is added to the series.

Unadjusted domestic guest nights rose 5.0 percent in August 2013 compared with August 2012. Otago had the largest rise of all regions.

Domestic guest nights

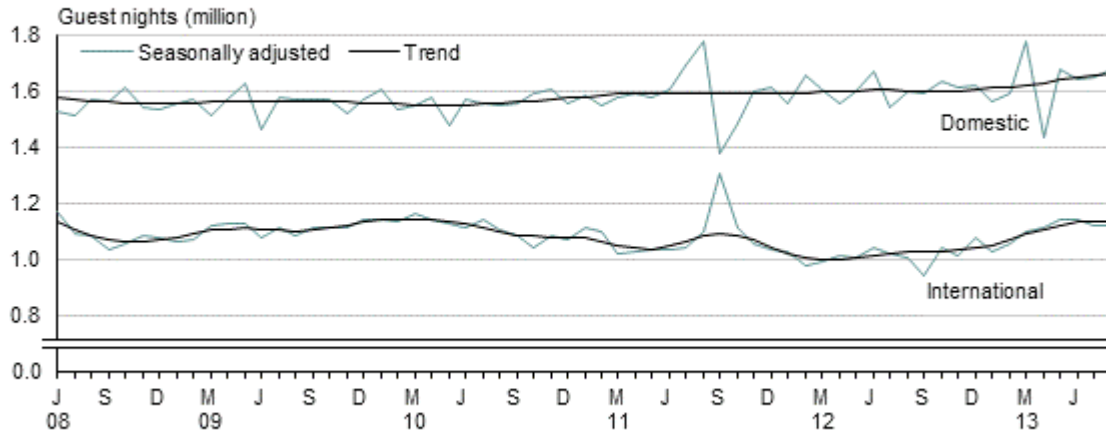
Regional unadjusted figures
August 2012 and 2013



Source: Statistics New Zealand

Domestic and international guest nights

Monthly



Source: Statistics New Zealand

International guest nights rise slightly

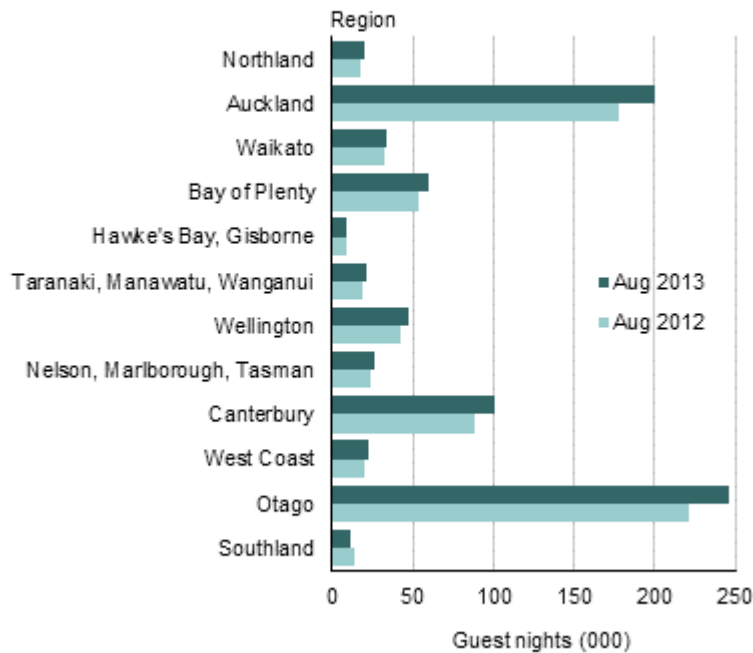
International guest nights rose 0.2 percent in August 2013, after a 1.9 percent fall in July.

The trend for international guest nights is flat following 16 months of growth, but this may change when data for future months is added to the series.

Unadjusted international guest nights rose 11 percent in August 2013 compared with August 2012. Otago and Auckland had the largest rises of all regions.

International guest nights

Regional unadjusted figures
August 2012 and 2013



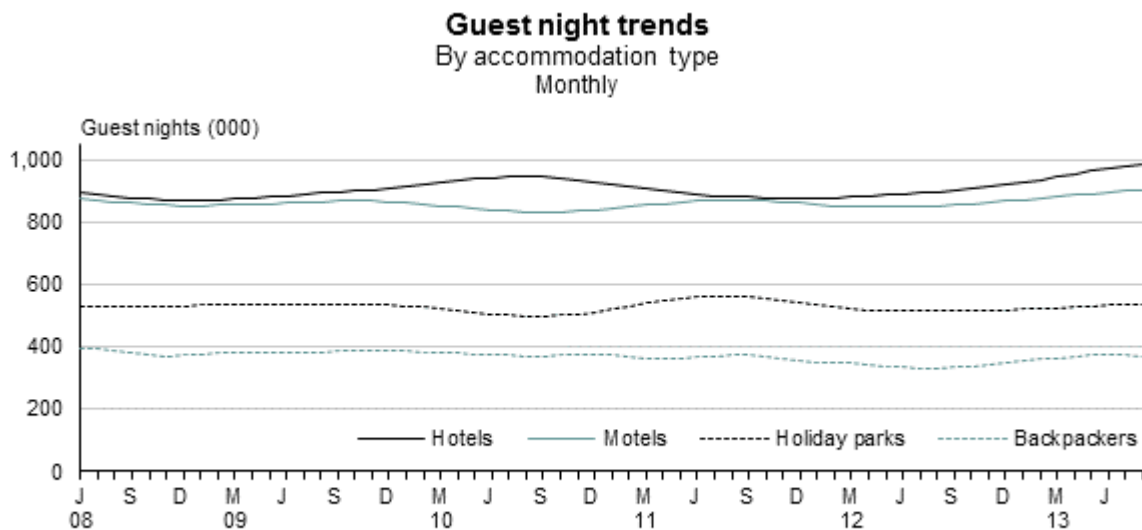
Source: Statistics New Zealand

Guest nights rise for three accommodation types

Guest nights rose for three of the four accommodation types in August 2013:

- motel guest nights **rose** 1.9 percent
- hotel guest nights **rose** 0.8 percent
- holiday park guest nights **rose** 0.4 percent
- backpacker guest nights **fell** 1.7 percent.

The trend series for hotels and motels are showing growth, while the series for holiday parks and backpacker accommodation need further data before their movements can be confirmed.



Source: Statistics New Zealand

Accommodation capacity up slightly

Available capacity in short-term accommodation was 4.2 million stay-unit nights (unadjusted) in August 2013. This is 0.2 percent higher than in August 2012.

The capacity changes for August 2013 compared with August 2012 were:

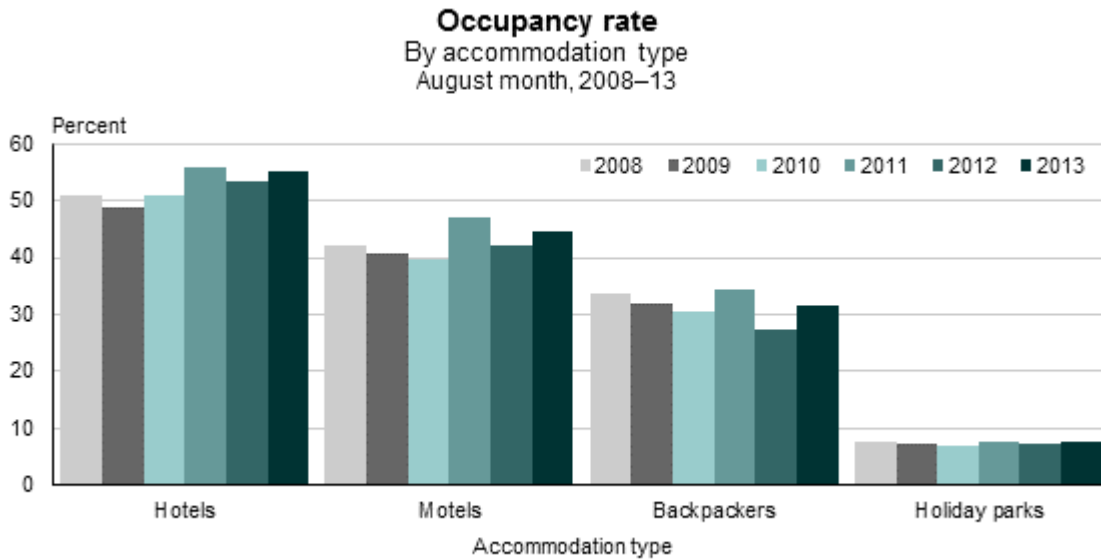
- backpacker accommodation **increased** 1.0 percent
- motels **increased** 0.5 percent
- hotels **increased** 0.3 percent
- holiday parks **decreased** 0.5 percent.

Occupancy rate up

The unadjusted occupancy rate, excluding holiday parks, rose 2.6 percentage points (to 44.5 percent) in August 2013 compared with August 2012.

The occupancy rate rose for all four accommodation types in August 2013 compared with August 2012:

- backpacker accommodation increased 4.0 percentage points
- motels increased 2.5 percentage points
- hotels increased 1.6 percentage points
- holidays parks increased 0.5 percentage points.



Source: Statistics New Zealand

For more detailed data from the Accommodation Survey, see the Excel tables in the 'Downloads' box.

Definitions

About the Accommodation Survey

The Accommodation Survey is a monthly survey that provides information about short-term commercial accommodation activity at national, regional, and lower levels. The survey is run by Statistics NZ and sponsored by the Ministry of Business, Innovation and Employment. Information from the survey is used by regional tourism organisations, local and national government, and the accommodation industry for monitoring and planning. Statistics produced from the survey include guest night numbers, capacity, and occupancy rates.

More definitions

Average length of stay: calculated by dividing total guest nights by total guest first nights.

Business Frame: register (maintained by Statistics NZ) of all economically significant businesses operating in New Zealand from which the Accommodation Survey population is drawn.

Capacity (stay-unit nights available): basic measure of an establishment's accommodation capacity. It is defined as one stay unit multiplied by one night. For example, 10 units in a motel available for guest use (whether occupied or not) for the full 31 days in July would have a capacity of 310 stay-unit nights.

Domestic guest night: equivalent to one New Zealand resident spending one night at an establishment.

Establishment: smallest statistical unit operating within a single physical location and owned by a single enterprise. The term is used to represent what is usually called the 'geographic unit' in other Statistics NZ publications.

Guest night: equivalent to one guest spending one night at an establishment. For example, a motel with 15 guests spending two nights would report that they had provided 30 guest nights.

International guest night: equivalent to one foreign guest spending one night at an establishment.

Occupancy rate: calculated by dividing stay-unit nights occupied by stay-unit nights available. For example, if a hotel had 60 of its 100 rooms occupied every night in August, it would have $60 \times 31 = 1,860$ stay-unit nights occupied, and its occupancy rate would be 60 percent.

Stay unit: unit of accommodation that is available to be charged out to guests (such as a room in a hotel or motel, a bed in a backpacker establishment, or a site in a caravan park).

Related links

Upcoming releases

Accommodation Survey: September 2013 will be released on 12 November 2013.

[Subscribe to information releases](#), including this one, by completing the online subscription form.

[The release calendar](#) lists all our upcoming information releases by date of release.

Past releases

[Accommodation Survey](#) has links to past releases.

Accommodation Survey pivot tables

[Accommodation Survey pivot tables](#) provide information below the regional level, by regional tourism organisation area and by territorial authority area.

Related information

[International Travel and Migration](#) statistics record arrivals to and departures from New Zealand by overseas visitors, New Zealand resident travellers, and permanent and long-term migrants (immigrants and emigrants).

Data quality

Period-specific information

This section contains data information that has changed since the last release.

- [Response rates](#)

General information

This section contains information that does not change between releases.

- [Data source](#)
- [Coverage](#)
- [Accuracy of the data](#)
- [Consistency with other periods](#)
- [Interpreting the data](#)
- [Confidentiality](#)
- [More information](#)

Period-specific information

Response rates

Accommodation type	Establishments responding to questions on guest nights, guest arrivals, and stay-unit nights	Proportion of guest-night estimate from actual data	Proportion of origin-of-guest estimate from actual data
	Percentage		
Hotels	85	93	83
Motels	82	82	67
Backpackers	82	87	74
Holiday parks	80	88	71
Total	82	88	75

Source: Statistics NZ

When businesses do not answer questions in the Accommodation Survey, we estimate the missing information based on data from similar establishments in the same or similar regions.

See [Accuracy of the data](#), or contact Statistics NZ, for more information.

General information

Data source

We collect data from accommodation providers or their representatives each month, mostly via a postal survey.

Coverage

The Accommodation Survey covers most short-term commercial accommodation in New Zealand. The accommodation types included are:

- hotels
- motels
- backpacker accommodation
- holiday parks.

The following are excluded:

- hosted accommodation (such as 'bed & breakfast' establishments)
- marine vessels (such as cruise ships)
- private dwellings
- tramping huts
- event-specific accommodation (such as temporary campervan parks).

The target population for this survey is all 'geographic units' (called 'establishments' in this publication) that are classified as short-term (less than one month) commercial accommodation providers operating in New Zealand.

The target population is taken from ANZSIC06 (Australian and New Zealand Standard Industrial Classification 2006) class 4400 (accommodation), and the part of class 4520 (pubs, taverns, and bars) that also provides accommodation.

We survey all short-term commercial accommodation-providing geographic units belonging to an economically significant business. Businesses are generally counted as economically significant if they are GST-registered and have a turnover of at least \$30,000 per year.

Accuracy of the data

Survey errors

This survey aims for 100 percent coverage of the accommodation businesses in New Zealand (a full census). However, in practice, an overall response rate of between 76 and 80 percent is usually achieved. We estimate values for the remaining units based on the characteristics of similar establishments in the same or similar regions. This introduces unknown errors into the estimates, and users of the data should bear this in mind. The size of these unknown errors is difficult to quantify.

Other errors include respondent error, and errors in coverage, classification, and processing. While every effort is made to minimise these errors, they will still occur. It is not possible to quantify their effect.

Consistency with other periods

Survey changes

In the October 2007 survey month:

- domestic and international guest night statistics became available monthly instead of quarterly
- statistics for origin of guests by country were available for the last time.

In the September 2009 survey month:

- the 'hosted' accommodation group was removed from the survey
- regional boundaries were updated.

Results for earlier months were reworked to incorporate these changes, which allows continued comparison across all survey months.

Two accommodation types were renamed:

- 'backpackers/hostels' was renamed 'backpackers'
- 'caravan parks/camping grounds' was renamed 'holiday parks'.

These changes are the result of a joint review conducted by Statistics NZ and the former Ministry of Tourism, which aimed to balance the need for high-quality information against the need to reduce respondent load.

Interpreting the data

Classification of accommodation type

The predominant capacity provided by a business determines the accommodation type. For instance, if it provides both motel and camping ground accommodation, but the majority of its stay units are motel rooms, then it would be classified as a motel. We used the New Zealand Accommodation Classification, broadly defined below:

- hotels: includes both hotels and resorts
- motels: includes motor inns, apartments, and motels
- backpackers: includes hostels
- holiday parks: includes caravan parks and camping grounds.

For more information, contact info@stats.govt.nz.

Trend estimates

For any series, the survey estimates can be broken down into three components: trend, seasonal, and irregular. While seasonally adjusted series have had the seasonal component removed, the trend series have had both the seasonal and the irregular components removed. Trend estimates reveal the underlying direction of movement in a series, and are likely to indicate turning points more accurately than seasonally adjusted estimates.

The accommodation trend series are calculated using the X-12-ARIMA seasonal adjustment package. They are based on optimal moving averages of the seasonally adjusted series, with an adjustment for outlying values. The X-12-ARIMA package is an updated version of X-11-ARIMA, developed by the U.S. Census Bureau.

The trend estimates towards the end of the series incorporate new data as it becomes available, and can therefore change as more observations are added to the series. Revisions can be particularly large if an observation is treated as an outlier in one month, but is found to be part of the underlying trend as further observations are added to the series. All trend estimates are subject to revisions each month, but normally only the last two or three estimates are likely to be substantially altered.

Differences between trend estimates and month-on-month comparisons

Trend estimates reveal the underlying direction of the movement in a series. In contrast, comparisons between one month and the same month in the previous year(s) do not take account of data recorded in between these periods, and are subject to one-off fluctuations. Reasons for fluctuations include changes in the timing of holidays, international crises, and large sporting and cultural events.

Seasonally adjusted estimates

The X-12-ARIMA package has been used to produce the seasonally adjusted estimates referred to in the 'Commentary' text. Seasonal adjustment aims to eliminate the impact of regular seasonal events. These may be due to climatic effects (such as more guests staying in camping grounds during the summer) or calendar effects (such as holidays). This makes the data for adjacent months more comparable. All seasonally adjusted figures are subject to revision each month.

[Seasonal adjustment in Statistics New Zealand](#) has more information.

Confidentiality

Statistics NZ produces national and regional statistics from a monthly survey of accommodation businesses. We do not release information about individuals or individual businesses.

More information

[See more information about the Accommodation Survey](#)

Liability

While all care and diligence has been used in processing, analysing, and extracting data and information in this publication, Statistics NZ gives no warranty it is error-free and will not be liable for any loss or damage suffered by the use directly, or indirectly, of the information in this publication.

Timing

Our information releases are delivered electronically by third parties. Delivery may be delayed by circumstances outside our control. Statistics NZ does not accept responsibility for any such delay.

Crown copyright©



This work is licensed under the [Creative Commons Attribution 3.0 New Zealand](#) licence. You are free to copy, distribute, and adapt the work, as long as you attribute the work to Statistics NZ and abide by the other licence terms. Please note you may not use any departmental or governmental emblem, logo, or coat of arms in any way that infringes any provision of the [Flags, Emblems, and Names Protection Act 1981](#). Use the wording 'Statistics New Zealand' in your attribution, not the Statistics NZ logo.

Contacts

For media enquiries contact:

Blair Cardno

Christchurch 03 964 8700

Email: info@stats.govt.nz

For technical information contact:

John Gudgeon or Craig Liken

Christchurch 03 964 8700

Email: info@stats.govt.nz

For general enquiries contact our Information Centre:

Phone: 0508 525 525 (toll-free in New Zealand)

+64 4 931 4600 (outside New Zealand)

Email: info@stats.govt.nz

Subscription service:

Subscribe to information releases, including this one, by completing the online subscription form.

Correction notifications:

Subscribe to receive an email if a correction notice is published for Accommodation Survey.

Unsubscribe to correction notifications for Accommodation Survey.

Subscribe to all to receive an email if a correction notice is published for any of our information releases.

Unsubscribe to all if you change your mind.

Tables

The following tables are available in Excel format from the 'Downloads' box. If you have problems viewing the files, see [opening files and PDFs](#).

1. Establishments, capacity, guest nights, occupancy rate, and average stay, by accommodation type
2. Occupancy rate excluding holiday parks, by region
3. New Zealand guest nights
4. Seasonally adjusted and trend guest nights, by accommodation type
5. North Island guest nights
6. South Island guest nights
7. Regional guest nights
8. Domestic and international guest nights

Accommodation pivot tables

[Accommodation pivot tables](#) provide more detailed information, breaking the survey variables down by regional tourism organisation areas and territorial authority areas.

Access more data on Infoshare

Infoshare allows you to organise data in the way that best meets your needs. You can view the resulting tables onscreen or download them.

Use Infoshare

For this release, select the following categories from the Infoshare homepage:

Subject category: **Tourism**

Group: **Accommodation Survey - ACS**